

# Hero or Villain

A collection of ELT lesson plans based on past lives  
elementary (CEF A1) and above

Chris Buckingham

# Buckingham<sup>®</sup> English

Brighter ELT



This work is licensed under a Creative Commons Attribution Non-commercial Share Alike (3.0 Unported) license. Users are thus permitted without any further permission from the copyright owner. Permissions beyond the scope of this license are administered by Buckingham English.

Designations used by companies to distinguish their products are often claimed as trademarks. All brand names and product names used in this book are trade names, service marks, trademarks or registered trademarks of their respective owners. The publisher is not associated with any product or vendor mentioned in this book.

Published by:

Buckingham English, Unit 27 City Business Centre, Winchester, SO23 7TA, UK.

Telephone +44 (0) 1962 620 389

Email: [ideas@buckinghamenglish.com](mailto:ideas@buckinghamenglish.com)

Homepage: [www.buckinghamenglish.com](http://www.buckinghamenglish.com)

**DISCLAIMER:** Whilst the information herein is supplied in good faith, no responsibility is taken by either the publisher or the author for any damage, injury or loss, however caused, which may arise from the use of the information provided.

Font 12 Arial

Printed and bound on demand by lulu.com

Cover art work by Chris Buckingham

ISBN 978-0-9565730-7-0



## Introduction

In this publication you will find a list of 80 people who have died, we call these the 'names'.

They are from very different fields but all significant for various reasons.

From humanitarian to dictator, alien abductee to sheriff some are considered heroes and others villains. But which name is which?

Before the names you will find 10 lesson plans to use with this list.

These are by no means exclusive. If you have any great ideas to add to the list let us know and we will include you (giving you full credit for the idea).

For this reason and to help you develop into a better teacher we have also included a Continuous Professional Development (CPD) sheet after each plan.

Fill in this sheet as soon after the lesson as is physically possible.

Reflect on the sheet before the next time you use the plan and add any notes you feel are necessary (we find bullet points work best).

By doing this on a regular basis after each lesson you will be able to accurately reflect on the positives and the areas for development in each of the plans.

We may have had the idea and the motivation to produce this publication, but that doesn't mean we have had the best idea for using these names.

You may have a brilliant idea that should be included for other teachers to use, if so, we want to pass this best practice on.

You can email ideas to: [ideas@buckinghamenglish.com](mailto:ideas@buckinghamenglish.com)

The lessons are designed primarily for group work but can be used for 1:1 teaching.

Some of the lesson plans may not be appropriate for the culture you teach.

Death after all is a very morbid affair in most societies and reminding learners of their own mortality can be a little too serious for some.

They are not designed to cause offence. If you think they may be inappropriate then they probably are.

We advise you always check the sensibilities of the learners you are teaching before using any of the names (you are free to change the names).

The aspect of whether the name is a hero or a villain is very subjective.

For this reason, we strongly advise you to be prepared for the unexpected.

Some learners may see a villain in the personality while others see a hero.

We see this as one of the great strengths of this publication. It is open to interpretation by the reader/researcher.

Different people will see different aspects of the individual as important, not important, positive or negative.

The format of the book is the same for each of the 10 lesson plans and times have been given as a guide only.

We hope that you and your learners will find this list inspirational, surprising and some times sad at the loss of a hero, or indeed, a villain!

Chris Buckingham, July 2010

## **Format**

All the information supplied here is a guide to help you judge which lesson plan to use.

**Level:** We have supplied both standard ELT terms and the Common European Framework level.

**Aims:** What is to be achieved through the lesson.

**Time:** How long the unit will take.

**Materials:** The ammunition you will need in the classroom! The materials you need will depend on the depth that you wish your learners to go to. The basic ingredients will be a name for them to use and an internet connection.

**Procedure:** This may change the second, third or fourth time you use the lesson plan. If you have any ideas or suggestions please let us know so we can share them with others. You can send them to [ideas@buckinghamenglish.com](mailto:ideas@buckinghamenglish.com) - although we can't pay you, you will be given full credit if the idea is used.

**Internet:** Here you will find suggestions on how best to use this marvellous resource in the plan.

**Inspiration:** Further help or suggestions. This section is sometimes a little vague as we encourage you to explore the lesson plan and any connecting ideas you may have to the full.

## **The numbers**

These have been provided to offer an additional resource and to save you time.

The numbers may relate to one of the names (see three uses below) which will make the whole process of the lesson plan much more random.

This has the benefit of not only forcing learners to research a name they may have never heard of before but also prevents learners from choosing a predictable character.

Hero or Villain is meant to be a learning journey for learners as they explore the lives of the names leading to deeper understanding and respect for both the name and the opinions of others.

### **Three ideas for using the numbers:**

1) Learners choose a number at random. They then use the name for their research.

2) Learners choose a number at random. They then use the initials of the name on the list to find a new person with those initials to use in the lesson plans.

For example number 1 (Theodor Kalleck) initials are T.K. so the learners have to find a person with those initials to write or talk about etc.

This can be good for mixed nationalities as learners could choose a character (living or dead) from their own country.

3) Learner 'A' chooses a name from the list that corresponds to the number, learner 'B' does the same. Now imagine they met. Role play the conversation they may have had. Teacher could set a theme for the conversation (e.g. weather or technology etc).

*Be careful where you have tensions between groups.*

*Always ensure the character they choose is appropriate for the lesson.*

## Contents

<b>Introductions</b>	<b>i - iv</b>
<b>What can you find out?</b>	<b>1</b>
<b>Full debate</b>	<b>4</b>
<b>Presentation</b>	<b>7</b>
<b>If the person had never lived....</b>	<b>10</b>
<b>Future perfect</b>	<b>13</b>
<b>Picture them</b>	<b>16</b>
<b>Opposite complete</b>	<b>19</b>
<b>Final nail in the coffin</b>	<b>22</b>
<b>Quote them</b>	<b>25</b>
<b>Life on film</b>	<b>28</b>
<b>The Names R.I.P.</b>	<b>31</b>
<b>Numbers 1 to 80</b>	<b>34</b>
<b>Appendix A Example of a past life</b>	<b>35</b>
<b>Appendix B Example of a story board set up</b>	<b>36</b>
<b>Appendix C Blank story board</b>	<b>37</b>

## Hero or Villain?

### Lesson Plan 1

### What can you find out?



## Hero or Villain?

### Lesson Plan 1

### What can you find out?

**Level:** Mixed. Depends on the complexity of the task you set.

**Aims:** To practice speaking, listening & answering questions.  
To practice research techniques.  
To practice free speech, open discussion or short presentations.

**Time:** Short: 10-15 minutes.  
Long: 20-60 minutes.

**Materials:** Copy of the names and internet connection.

**Procedure:** Use any resource available to find out about the life and times of the character. Followed by class debate as to whether the character is a hero or a villain.

**Internet:** Research articles on the general field that the character was involved in. Wikipedia maybe a good starting point. FindArticles.com may also reveal some interesting resources.

**Inspiration:** Go further back in time and find other people related to the main events of the name. Discuss why that person is a hero or a villain.  
General discussion about what makes a hero and what makes a villain.

## Hero or Villain?

**Lesson Plan 1 CPD**

**What can you find out?**

What worked well?

---

Why?

---

What could be improved?

---

Why?

---

What action is essential next time?

---

Why?

---

Notes:

Hero or Villain?

# The Names

# Rest In Peace

## Hero or Villain?

	<b>Name</b>	<b>Died (aged)</b>	<b>Who?</b>
1	Theodor Kalleck	02/01/07 (95)	Mayor of Jerusalem
2	Momofuku Ando	05/01/07 (96)	Inventor of instant noodles
3	Arthur Cockfield	08/01/07 (90)	Politician
4	Alice Auma Lakwena	17/01/07 (50)	Warrior
5	Henry Gouès	22/01/07 (94)	French priest
6	David Rattray	26/01/07 (48)	Zulu historian
7	Anna Nicole Smith	08/02/07 (39)	Celebrity
8	Maurice Papon	17/02/07 (96)	Nazi collaborator
9	Mario Chanes de Armes	24/02/07 (80)	Cuban prisoner
10	Arthur M. Schlesinger Jr.	28/02/07 (89)	Historian

**Remember this is just a sample - there are 80 names in the full publication.**

**Other great titles from**

**Buckingham<sup>®</sup>  
English**



**Brighter ELT**

***Business English***

# **My Breakdown**



**Contemporary Business English Workbook  
on innovation and creativity  
for managers and senior executives  
at B1 (intermediate) and above**

This goes deep!  
Specially written for anyone interested in innovation and creativity,  
*My Breakdown* really gets to grips with the core values of the learners' organisation.

Written for teachers with little business experience,  
the learner can lead and the teacher can learn!

Simply brilliant.

***Business English***

# **My Market**



**Contemporary Business English Workbook  
on markets and marketing  
for managers and senior executives  
at B1 (intermediate) and above**

Brilliant for serious business students.


*My Market* is an analytical tool  
that sheds light on the both the position and the market  
of the students organisation.

As with all Strategic Business English titles *My Market* is written for complete novices.

The student becomes the teacher and the teacher becomes the student.

***Business English***

# **My Web**



**Contemporary Business English workbook  
on web design and content  
for managers and senior executives  
at B1 (intermediate) and above**

A fantastic resource if you teach management at any level connected to IT.

*My Web* offers your learners the opportunity to examine web design and web content.


This can be looking at their own site or at their competitions!

As with all Strategic Business English titles *My Web* is written for complete novices.

The student becomes the teacher and the teacher becomes the student.

**General English**

# Hero or Villain



**A collection of ELT lesson plans  
based on passed lives  
elementary (CEF A1) and above**

One of the coolest research-based titles on the market!

Inside you will meet 80 deceased people that were notable for something special.

From Alien abductee to Zulu historian.

Come and meet them and decide for yourself if they are *Hero or Villain!*

**General English**

# **Silly Season**



**A vocabulary-building exercise  
based on a collection of general news stories  
for adults at A2 (elementary) and above**

This is one of the best vocabulary builders on the market.

*Silly Season* has it all – sex, religion and politics in short news story format.

Ideal as a filler or warm-up.

**General English**

# **Timelines**




**All the English tenses explained  
including irregular verb exercises  
for teens and adults  
at all levels**

A classical explanation of the English tense system and irregular verb practice with both visuals and text.

Clarity is the key to *Timelines* as it helps learners build their confidence when using the tense system, packed with irregular verb exercises this is superb for beginners and great for advanced learners as a revision tool.

## ***Blended m-learning***



**A set of blended  
m-learning exercises**

New to blended m-learning?

Want to do more with mobile technology in your classroom?

Answer yes to any of these questions?

Then *Textercise* is essential to you.

Packed with task-based plans this is all you need to start delivering m-learning.

***Blended m-learning***

# **Textation**



**160 exercises  
for the art of txtng  
including mini txt speak dictionary**

Perfect as a fun filler or warmer.

*Textation* will test your student's texting dexterity through dictation!

There are 160 dictations inside covering all sorts of situations students then race to be the first to complete a message.

*Textation* comes with a page of methodologies for you to try out and a continued professional development sheet at the end of each unit for you to record and share best practice.

To order visit our web site:

[www.buckinghamenglish.com](http://www.buckinghamenglish.com)

Or email your order to: [ideas@buckinghamenglish.com](mailto:ideas@buckinghamenglish.com)

Or call +44 (0) 1962 620 389 (24 hour message service).

All titles come with a 12 month guarantee\*.

Order today and we will send you *Token Talker* free!



## **Token Talker**

**30 task-based  
discussion units**

All titles are available as paperback and electronically as a pdf.  
\*For full terms and conditions see our web site (address above).